

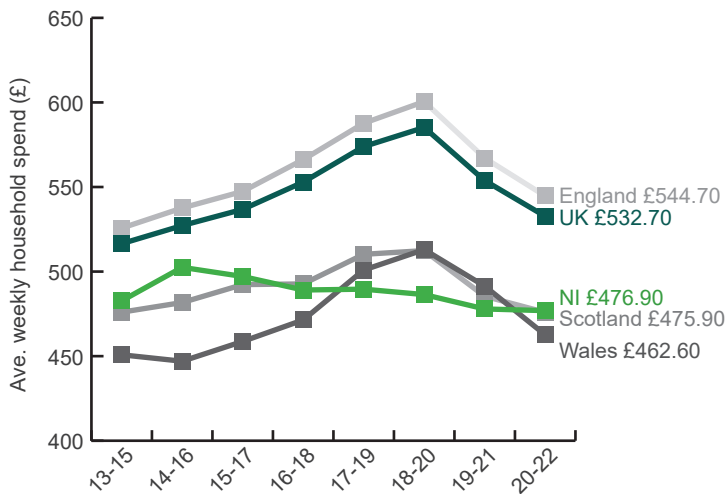
# Family Spending 2020-2022

Source: Family Spending in the UK, ONS (May 2023)

ONS derived this data from the Living Costs and Food Survey (LCF). It is a survey designed to provide information on household expenditure patterns and food consumption across the twelve regions of the UK. It is a voluntary sample survey of private households who are asked to complete an interview and an expenditure diary for two weeks. All figures are based on a 3 year average.

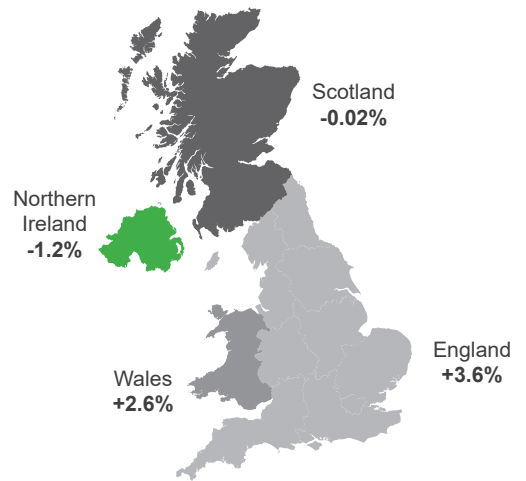
## UK Spending Trends

2013-15 to 2020-22



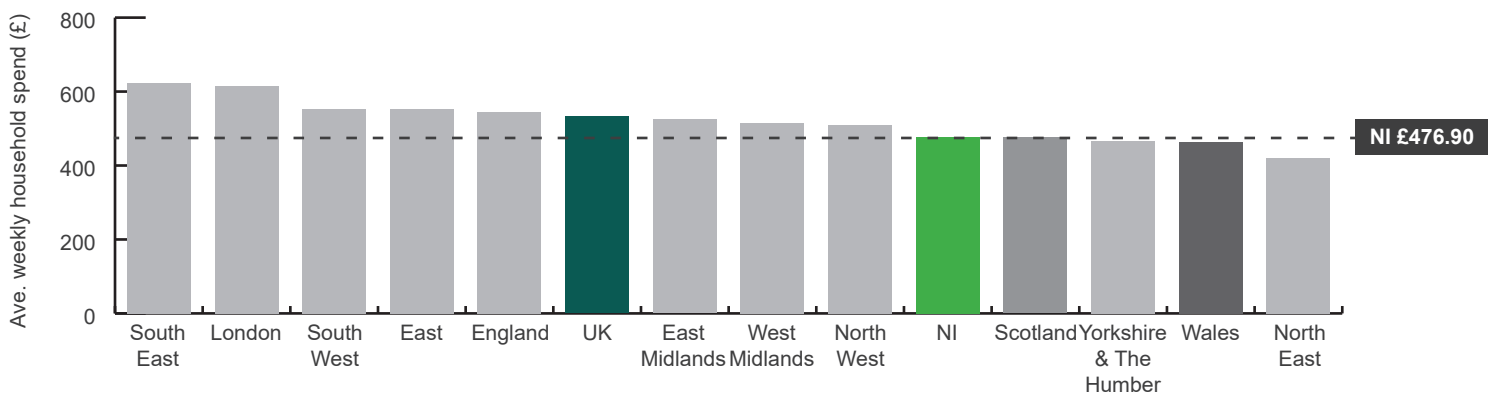
## UK Spending Percentage Change

2013-15 to 2020-22



## UK Regional Spending

2020-22



## UK Regional Spending Variations

2020-22

### Clothing & Footware

No other UK region spends more on clothing and footwear than Northern Ireland, even though there has been a decline in NI spending in this area (£36 in 2013-15 to £23.90 in 2020-22), NI still has a percentage difference of +29% on the UK. 5% of our overall weekly spend goes on clothing and footwear compared to 3% of UK weekly spend.

The largest variations on UK spend come from:

Boys  
outer  
garments



+67%

Footware



+51%

Childrens  
under  
garments



+50%

## Recreation & Culture

NI spends less than every other UK region in this area with weekly spend decreasing from £56.90 in 2013-15 to £45.20 in 2020-22. The UK weekly spend is £58.80 with the highest regional spend in the South East at £73.90.

The largest variations on UK spend come from:

### Equipment for sport, camping & open-air recreation



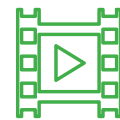
-67%

### Audio equipment



-56%

### Miscellaneous entertainment



-55%

## Food & Non-Alcoholic Drinks

NI has had a 5% increase on the year in this area and spends 15% of weekly spend (12% in the UK), on food and non-alcoholic drinks. No other region in the UK spends more than NI on food and non-alcoholic drinks.

The largest variations on UK spend come from:

### Beef



+75%

### Bacon & Ham



+63%

### Potatoes



+57%

## NI Household Expenditure Breakdown and Percentage Change on Previous 3 Year Period 2020-22

